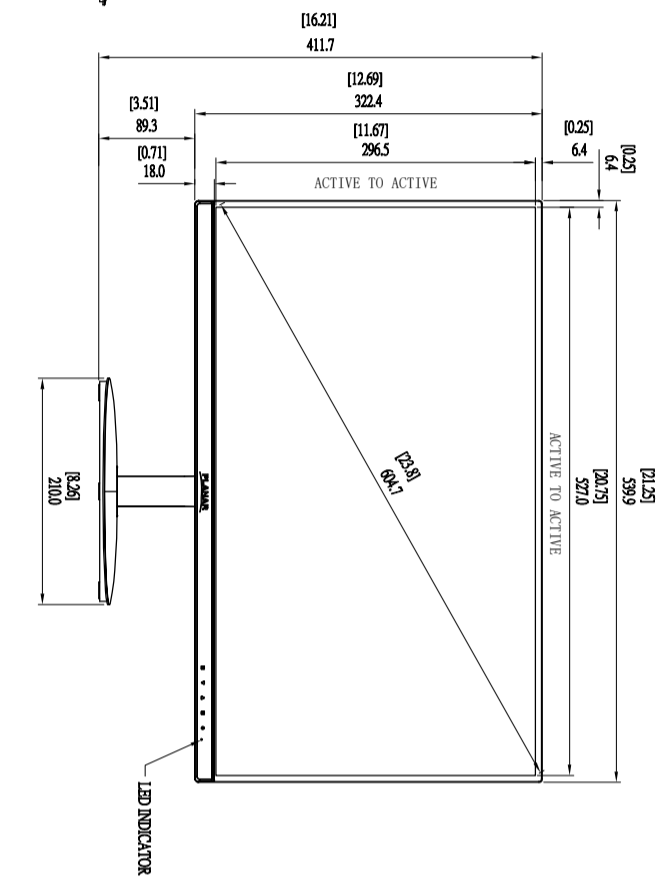
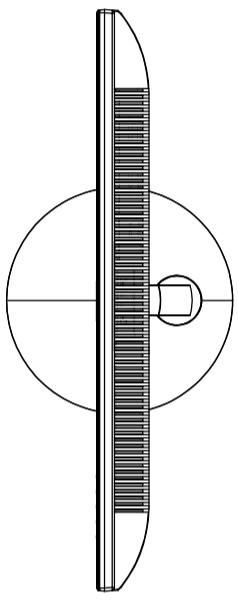
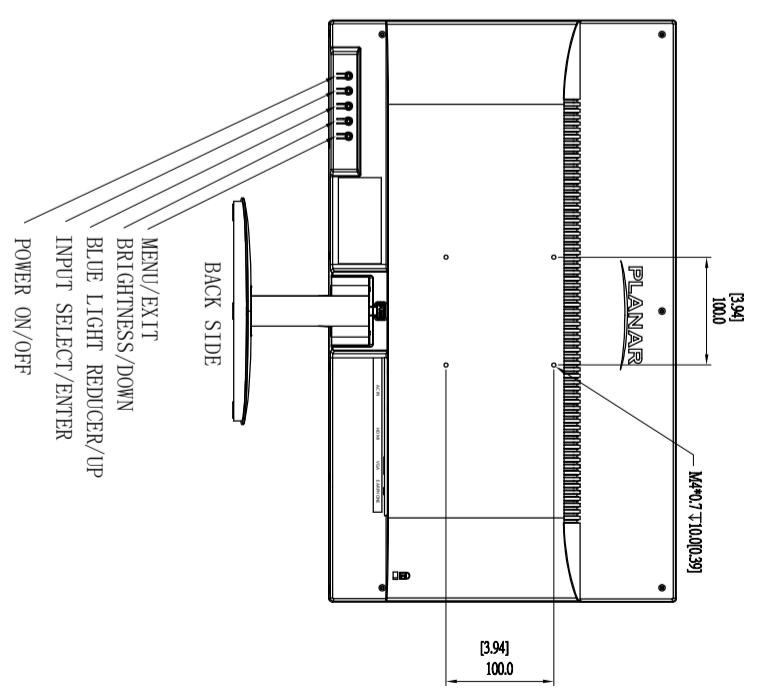
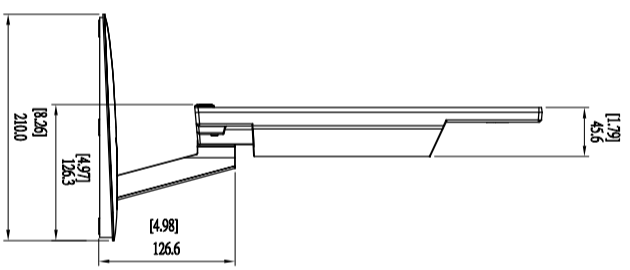


REVISION HISTORY				DATE	APP'D
ECD	ZONE	REV.	DESCRIPTION		



- AC POWER INPUT (IEC C14)
- HDMI INPUT (19 PIN)
- VGA INPUT (D-SUB 15 PIN)
- AUDIO OUTPUT (3.5mm JACK)

STAND REMOVED FOR CLARITY



1. SPECIFICATIONS SUBJECT TO CHANGE WITHOUT NOTICE .
 NOTES: UNLESS OTHERWISE SPECIFIED.

UNLESS OTHERWISE SPECIFIED DIMENSIONS ARE IN MILLIMETERS UNLESS OTHERWISE SPECIFIED	DATE BY	DRAWN BY	REV
TELEWORKS			
Y= 41	X1= 425	DESIGNED BY	
X= 45	L = 41	USED BY	
DIMENSIONS AND TOLERANCES PER ANSI Y14.5M-1994		WEEK	
THIRD ANGLE PROJECTION		FINISH	
TITLE		SIZE	REV
PLANAR		PART NO.	
PLANAR SYSTEMS, INC. 1095 NE COMPTON DRIVE BEAVERTON, OR 97006 USA		998-1330-01	998-1330-01
PLN2400		DO NOT SCALE	SHEET
SCALE		1 OF 1	A

THE DRAWING CONTAINS INFORMATION PROPRIETARY TO PLANAR SYSTEMS, INC. AND REPRODUCTION IN WHOLE OR IN PART WITHOUT THE WRITTEN PERMISSION OF PLANAR SYSTEMS, INC. IS PROHIBITED. THIS DRAWING IS SUPPLIED AS SERVICE TO THE CUSTOMER AND IS NOT TO BE USED AS BASIS FOR THE MANUFACTURE OF PRODUCTS OR THE PERFORMANCE OF SERVICES BY PLANAR SYSTEMS OR TO ANY OTHER PARTY UNLESS OTHERWISE SPECIFIED BY PLANAR SYSTEMS.